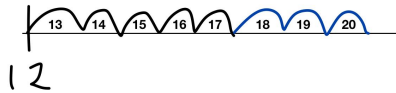


Maths - Step 12 Addition

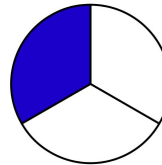
We have looked at adding 3 numbers together this week using a number line. Complete the attached questions using a number line.

Example - $12 + 5 + 3 =$



Maths - Thirds

Moving on from quarters we now look at thirds. Complete the attached sheets. Have a go at cutting things into thirds making sure they are all equal parts.



Geography-

We have been looking at the 7 continents in class. Practise learning the different names and where they are located on a world map.

Listen to the song -

<https://www.youtube.com/watch?v=K6DSMZ8b3LE>

Complete the sheet attached.

English -

We have been focusing on using capital letters at the start of a sentence and for names of people and places.

Write the attached sentences out using correct capital letters. Also focus on your handwriting as well.

Read 3 times during the week.

Spend 10 minutes practising your handwriting.

Complete your Big Maths online.

Spend 10 minutes on Numbots or Times Tables Rockstars.

Handwriting-

Spend 10 minutes a day practising and improving your handwriting. We have been working on the lowercase 'p' sat correctly on the line and the ascenders tall enough. Post a picture of your handwriting tomorrow and see if you can improve it by the end of the week.

Art -

Year 1 have been looking at patterns and colours of tropical fish. Have a look at some pictures on Google and create three different designs using the sheet attached.

We are next going to make a clay fish and paint it. You could make your own fish out of a different material such as card and paint it.

PE -

We have been doing Yoga in PE this week. Have a go at some of the ones below -

<https://www.youtube.com/watch?v=KAT5NiWHFIU>

<https://www.youtube.com/watch?v=xhWDiQRrC1Y>

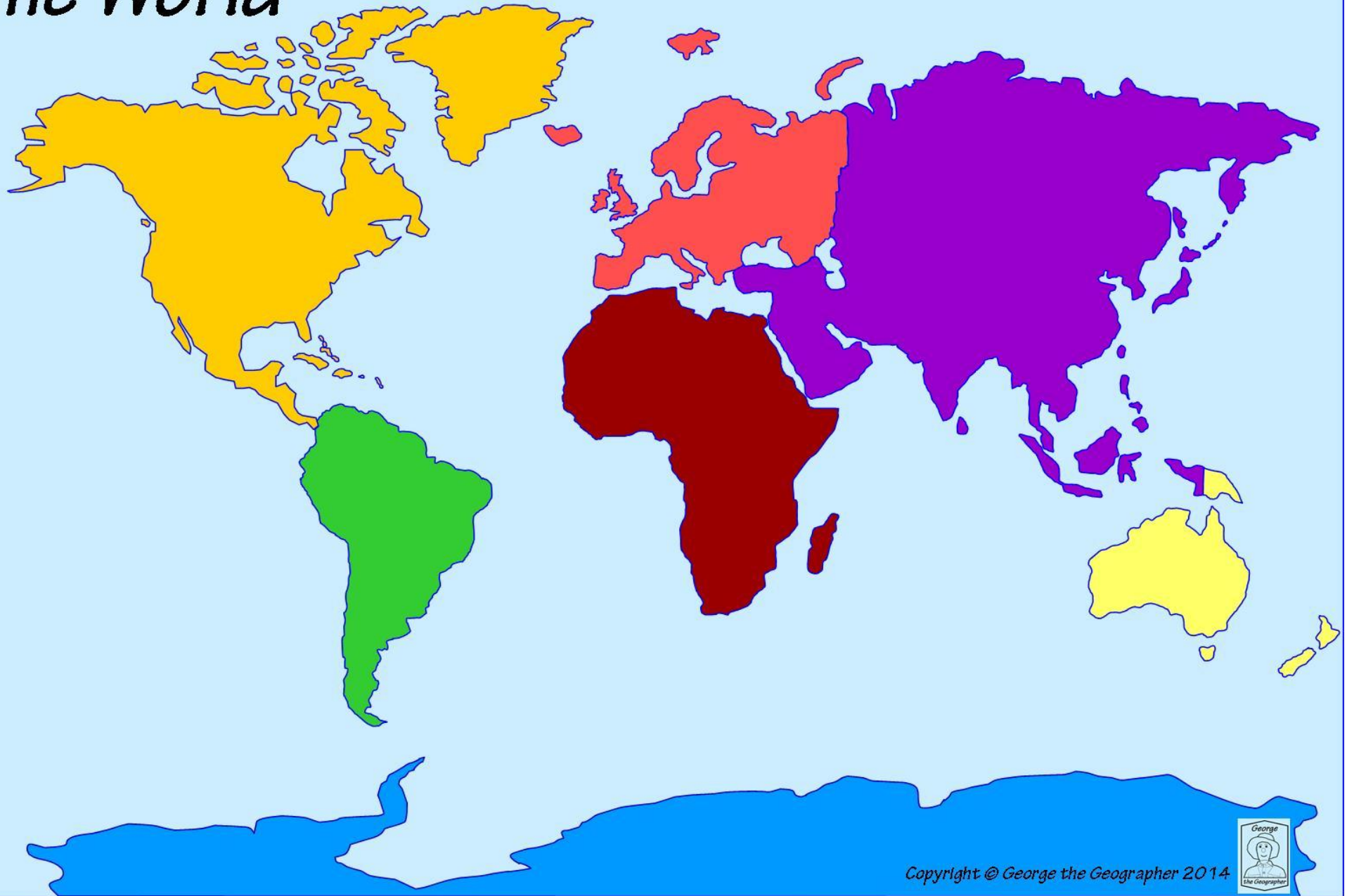
Spellings -

Practise spelling the following words:

because
when
came
what
first
also




Can you write a sentence using each word?

The World



Copyright © George the Geographer 2014





Read these sentences. Write each one yourself with a full stop and capital letters in the right places.

1. paul eats peas with his meat

2. kay must pay for her new bike

3. we can bake a pie today

4. the boys shout as they play outside

5. they saw that the dog had hurt its paw

6. children like the seaside

7. loud sounds can be annoying

8. mum gave us a few grapes as a treat

Full Stops and Capital Letters



In the Woods

Read the sentences below. Can you spot the full stops and capital letters that are in the wrong places? Write the sentences out yourself with capital letters and full stops in the right places.

1. chris Found his Wallet in. the drawer

2. soup is A. healthy Kind of food

3. grown-ups Teach us at. school

4. snow and Rain are part of. our winter weather

5. you can See clowns at. a circus

6. we could. fly To africa on a Plane

7. the thief was. Kept in prison

8. we Can make. models. from card

9. cows And. sheep May graze in a meadow

10. the. puppy Was very playful

1. $12 + 4 + 6 =$

2. $8 + 5 + 6 =$

3. $7 + 7 + 5 =$

4. $14 + 3 + 6 =$

5. $10 + 5 + 4 =$

6. $11 + 7 + 3 =$

7. $9 + 8 + 7 =$

8. $13 + 5 + 6 =$

9. $6 + 12 + 3 =$

10. $6 + 9 + 7 =$

How many ways can you solve -

$$? + ? + ? = 14$$

Step 6
Fractions of a Whole

I can spot a third

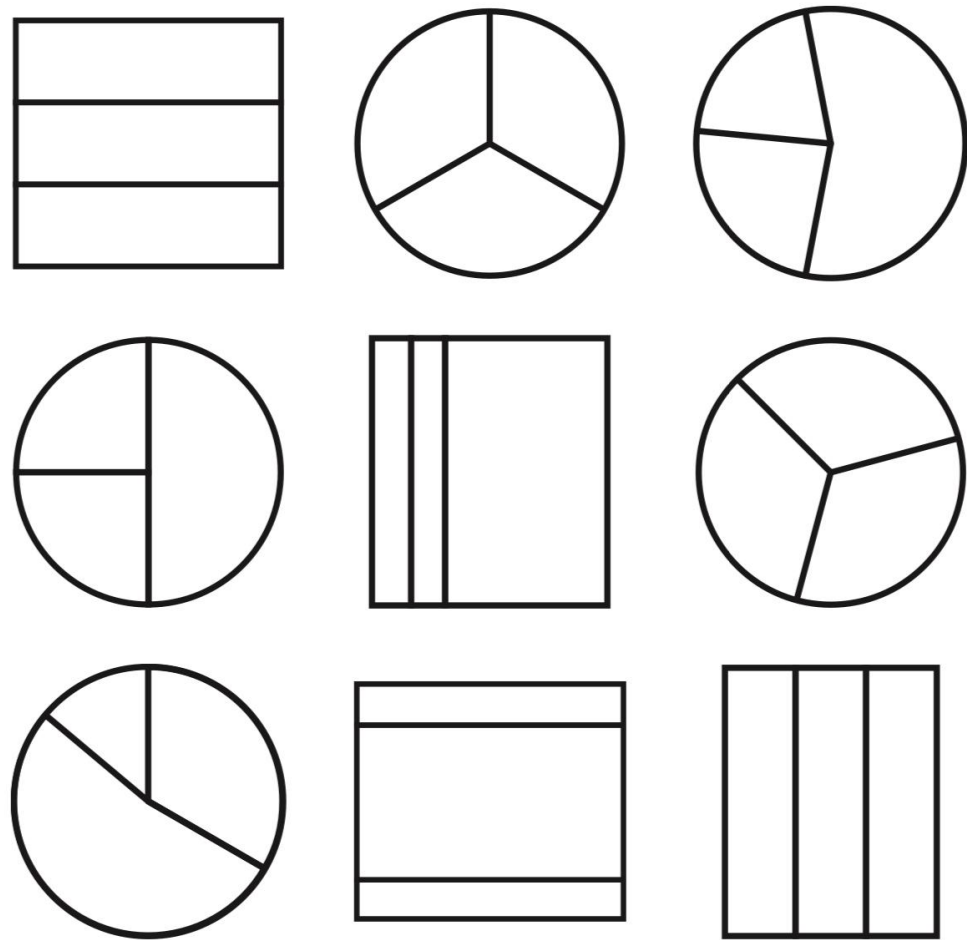
- Remember To:
- look for one of three equal pieces
 - check that the third is equal in size to the other pieces

Step 6
Fractions of a Whole

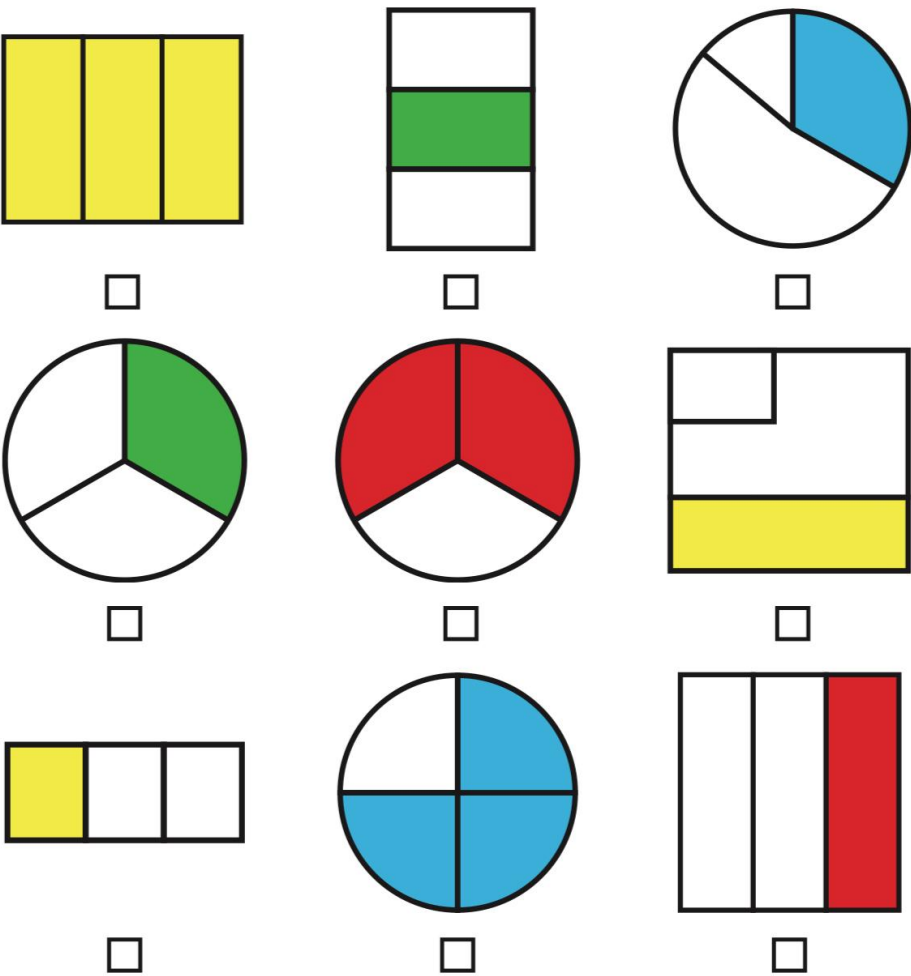
I can spot a third

- Remember To:
- look for one of three equal pieces
 - check that the third is equal in size to the other pieces

Shade One Third If the Shape Has Equal Pieces



Tick the Shapes With One Third Shaded



Step
6

Fractions of a Whole

I can spot a third

Remember To:

- look for one of three equal pieces
- check that the third is equal in size to the other pieces

Shade One Third of the Shape

